



EQUITABLE

Look to your future with confidence

Structured Capital Strategies® Income

The disclosure below applies to bank distribution entities.

INVESTMENT AND INSURANCE PRODUCTS ARE: • NOT FDIC INSURED • NOT INSURED BY ANY FEDERAL GOVERNMENT AGENCY • NOT A DEPOSIT OR OTHER OBLIGATION OF, OR GUARANTEED BY, THE BANK OR ANY OF ITS AFFILIATES • SUBJECT TO INVESTMENT RISKS, INCLUDING POSSIBLE LOSS OF THE PRINCIPAL AMOUNT INVESTED

This material is for informational purposes only and does not constitute investment advice or a recommendation.

Think of the confidence you'll gain

if you knew today... 

You'll receive guaranteed income **for the rest of your life**

Your income could **increase in several ways**

You **won't have to worry** about your income decreasing if the markets decline

You'll be saving with **low costs**

Many Americans who are in or near retirement see value in having guaranteed income in addition to Social Security and other retirement plans. To provide this, Equitable Financial has developed Structured Capital Strategies® Income — an innovative variable annuity product that lets you turn your savings into a predictable, guaranteed lifetime income.

Structured Capital Strategies® Income variable annuity provides a way to accumulate your retirement savings and help cover the gap in retirement income with a built-in Guaranteed Lifetime Withdrawal Benefit (GLWB) providing income that lasts a lifetime. You can look to your future with confidence knowing the GLWB rider guarantees the ability to withdraw a level of income each year, regardless of market performance, as long as the withdrawal doesn't exceed the rate of income. There is a charge for this benefit.

What's distinctive about Structured Capital Strategies® Income is there are opportunities to increase your income and provide a level of protection from market declines — even after you begin taking income. And, with low fees, your money works harder.

What's a variable annuity?

A variable annuity is a long-term financial product designed to help you save for retirement. It's a contract between you and a life insurance company: you make an investment, and the company commits to future benefits for you, such as a guaranteed return, a source of income in retirement or a death benefit to your loved ones. Variable annuities are subject to investment risks, including possible loss of principal invested, and generally contain certain exclusions and limitations, so be sure to learn about the rules and potential risks before you invest.



Lifetime income

Receive guaranteed income for as long as you live.



Opportunities to increase your income

Innovative features help optimize and grow your income.



Level of downside protection

Gain a level of protection from market declines.



Low cost, great value

High fees can destroy your returns. Keep your costs down with explicit fees as low as 1.50%.¹

¹ In addition, expenses related to administration, sales and certain risks in the contract are factored into the Performance Cap Rate. As long as your money is invested in the Structured Investment Option, you will not be charged additional fees. If you choose the optional Highest Anniversary Value (HAV) Death Benefit, or invest your money in the Variable Investment Option, additional fees and charges will apply.

Never run out of income

Create a steady and predictable income for life

You'll have two options to set your income rate level²

Level Income

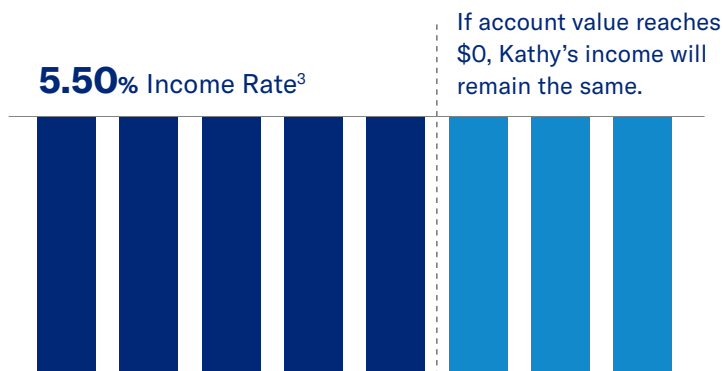
The Level Income Option provides income that does **not** decrease throughout the duration of your contract and may increase, and is guaranteed for the rest of your life.

Meet Kathy



- Recently retired
- Needs income for everyday expenses

Kathy elects the Level Income Option. Every year for the rest of her life, Kathy is guaranteed to receive the same level of income, with opportunities for income increases if there are Annual Resets.



Accelerated Income

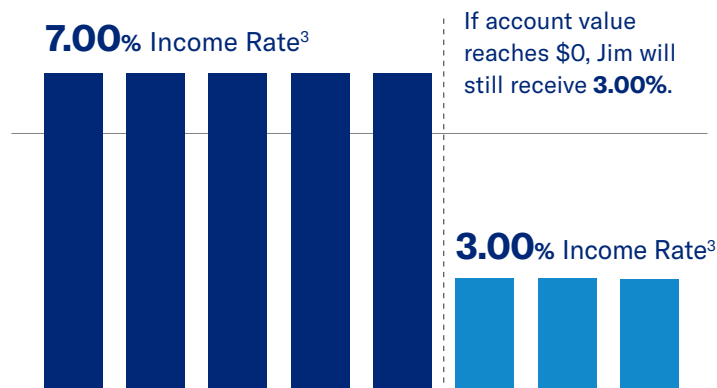
The Accelerated Income Option provides a higher level of income early in retirement. It never changes unless your account balance drops to zero. Even if this happens, you'll still receive guaranteed income — just a lower amount.

Meet Jim



- Retired earlier than expected
- Needs income before taking income from Social Security

Jim is planning to take a higher amount from his savings now and understands this amount could drop in the future. He elects the Accelerated Income Option. Jim's income will be higher in the early years of retirement and lower if his account value ever falls to zero. His income will last a lifetime, no matter what.



If the Account Value is reduced to \$0 by other than an excess withdrawal, your Guaranteed Lifetime Income will be significantly reduced.

² The illustrations above assume no Annual Resets, which may increase future income rates if they occur.

³ All income rates are hypothetical.

Opportunities to increase your income

Annual Reset

+

Deferral Incentive

=

Reset Boost

Lock in market gains with automatic Annual Resets.

Get 7% simple interest just for waiting.

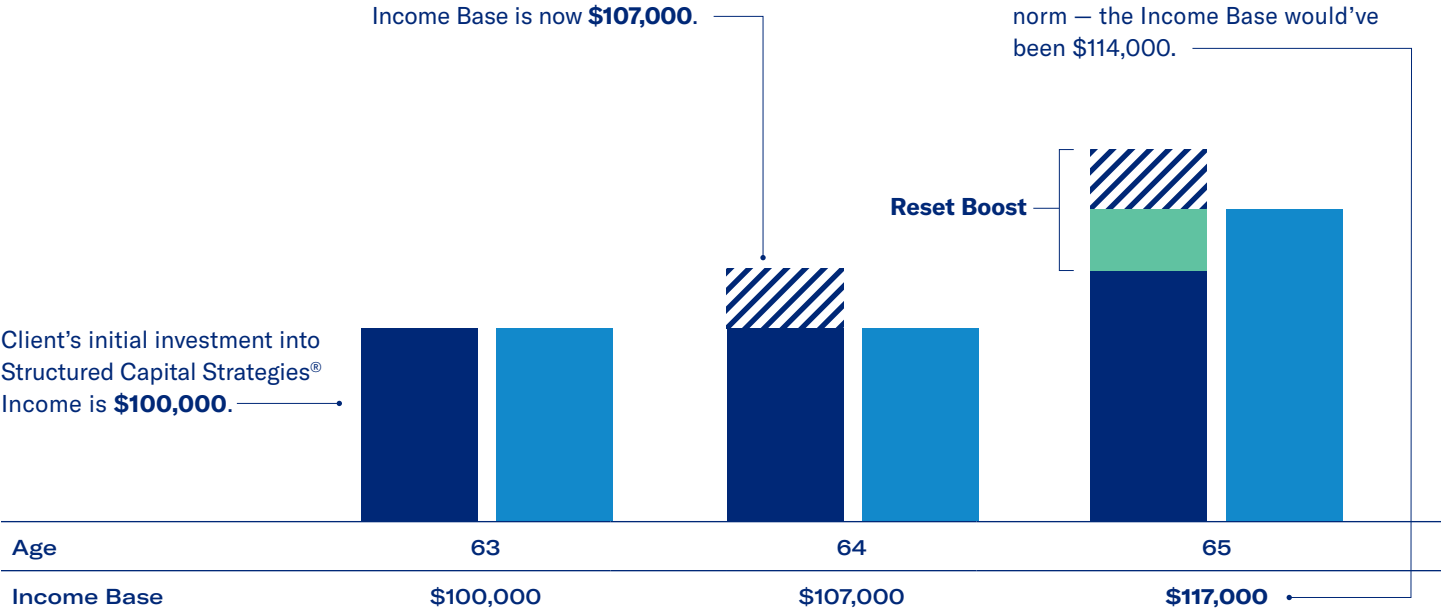
Innovative feature only offered by Equitable Financial that combines the Annual Reset and Deferral Incentive so both apply the same year, and you receive more income in retirement.*

Hypothetical example⁴

- Income Base
- Account Value
- 7% Deferral Incentive
- Annual Reset

The market returns 0%. Even though the market return is flat, the Income Base increases by **\$7,000** due to the Deferral Incentive, which is 7% of contributions. Since the end-of-year Account Value did not exceed the Income Base, there is no Annual Reset.

Market returns 10%. With Reset Boost, both the Annual Reset up to **\$110,000** and Deferral Incentive of **\$7,000** are applied in the same year, increasing the Income Base to **\$117,000**. Without the Reset Boost – which is the industry norm – the Income Base would’ve been \$114,000.



Income rate bump

With each Annual Reset, your income rate may increase to the income rate that corresponds to your age at the time of that reset, until your first withdrawal.

Hypothetical rates for Level Income Option

Client's Age	Annual Reset	Income Rate	
63	-	5.80%	Initial income rate
64	No	5.80%	-
65	Yes	6.00%	Income rate reset
66	No	6.00%	-
67	No	6.00%	-
68	Yes	6.30%	Income rate reset

⁴ Income Base assumes no withdrawals.
*Owners should consider when to take the first withdrawal under the contract, since doing so will prohibit the owner from making any further contributions under the contract, and will also terminate all Deferral Incentives and income rate increases in connection with Annual Resets under the GLWB rider, which could significantly limit increases in the values under the GLWB as well as increases in the contract's Account Value and death benefit.

Have confidence

There is a level of protection when markets drop

Both before and after you start taking income, your investment will be protected based on the level of protection you choose. Even in a down market, you won't be forced to reduce your spending. In fact, there are options you can choose where you could see Account Value gains.

Three steps to get started

1 Choose a time frame to track your index

You can choose to track an index over a 1-year or 3-year period. Typically, you may see more volatility in a single year than you will over a 3-year period.

2 Choose a level of protection

Based on the index you choose and the period of time you want to track that index, you'll be able to protect a portion of your savings from market declines.

-10%	-15%	-20%
------	------	------

3 Choose an investment approach

You can choose to track the index using a Standard, Dual Direction or Dual Step Up approach.

1-year time frame		
Investment approach	Level of buffer protection	
Standard	-10%	-15%
Dual Direction	-10%	-15%
Dual Step Up	-10%	-15%

3-year time frame		
Investment approach	Level of buffer protection	
Dual Direction	-10%	-20%

You are protected against some downside risk, but if the negative return is in excess of the Segment Buffer, there could be substantial loss of principal because you agree to absorb all losses to the extent they exceed the protection provided.

Well-known indices to choose from

S&P 500	Russell 2000®	NASDAQ 100®	MSCI EAFE	MSCI Emerging Markets	EURO STOXX 50®
---------	---------------	-------------	-----------	-----------------------	----------------

Please note that due to spacing constraints, the index names in this brochure may have been abbreviated. For full index names, please refer to the index descriptions section.

Pay less

With low fees, more of your money works for you

In addition to the significant value of knowing your income is guaranteed for life, low cost means less of your returns are going to fees and more money stays working for you and your future. With Structured Capital Strategies® Income, you'll pay 1.50% annually — a cost significantly less than an average annuity's all-in expenses.

Take care of your loved ones

When family is involved, your priorities change. Death benefits are available in Structured Capital Strategies® Income so your loved ones can benefit in one of two ways.

Return of Premium

Preserve and pass on your original investment amount and additional contributions, adjusted for withdrawals. This option is included for no additional cost with your contract unless the Highest Anniversary Value death benefit is elected.

Highest Anniversary Value

You can lock in the highest year-end Account Value each year, up to age 85, adjusted for withdrawals. Leave that higher amount to the people you care about most. If you choose the Highest Anniversary Value death benefit, an additional annual fee of 0.35% will apply.

Equitable is a proven leader in innovation

From pioneering guaranteed lifetime income to leading the industry in market index-linked annuities with a level of downside protection, Equitable Financial has helped people like you achieve financial confidence since 1859. We're proud to introduce you to our newest innovative retirement strategy.

Visit equitable.com/wells-fargo-cap-rates for the latest income rate tables and Performance Cap Rates.

Please consider the charges, risks, expenses and investment objectives carefully before purchasing a variable annuity. For a prospectus containing this and other information, please contact a financial professional. Read it carefully before you invest or send money.

Index descriptions

S&P 500 Price Return Index — Includes 500 leading companies in industries of the U.S. economy, capturing approximately 80% coverage of U.S. equities. The S&P 500 Price Return Index does not include dividends declared by any of the companies included in this index. Larger, more established companies may not be able to attain potentially higher growth rates of smaller companies, especially during extended periods of economic expansion. S&P®, Standard & Poor's®, S&P 500® and Standard & Poor's 500® are trademarks of Standard & Poor's Financial Services LLC (Standard & Poor's) and have been licensed for use by the company. The product is not sponsored, endorsed, sold or promoted by Standard & Poor's, and Standard & Poor's does not make any representation regarding the advisability of investing in the product.

Russell 2000® Price Return Index — Measures the performance of the small-cap segment of the U.S. equity universe. It includes approximately 2,000 of the smallest companies based on a combination of their market cap and current index membership. The Russell 2000® Price Return Index does not include dividends declared by any of the companies included in this index. Stocks of small- and mid-size companies have less liquidity than those of larger companies and are subject to greater price volatility than the overall stock market. Smaller company stocks involve a greater risk than is customarily associated with more established companies. The Russell 2000® Index is a trademark of Russell Investments and has been licensed for use by the company. The product is not sponsored, endorsed, sold or promoted by Russell Investments, and Russell Investments makes no representation regarding the advisability of investing in the product.

NASDAQ 100® Price Return Index — Includes 100 of the largest domestic and international nonfinancial companies listed on the NASDAQ Stock Market based on market capitalization. The index reflects companies across major industry groups, including computer hardware and software, telecommunications and biotechnology. Nondiversified investing may be focused in a smaller number of issues or one sector of the market that may make the value of the investment more susceptible to certain risks than diversified investing. The NASDAQ 100® Price Return Index does not include dividends declared by any of the companies included in this index.

MSCI EAFE Price Return Index — Is a free float-adjusted market capitalization index that is designed to measure the equity market performance of developed markets, excluding the United States and Canada. The MSCI EAFE Price Return Index does not include dividends declared by any of the companies included in this index. International securities carry additional risks, including currency exchange fluctuation and different government regulations, economic conditions and accounting standards. The product referred to herein is not sponsored, endorsed or promoted by MSCI, and MSCI bears no liability with respect to any such product or any index on which such product is based. The prospectus contains a more detailed description of the limited relationship MSCI has with the company and any related products.

MSCI Emerging Markets Price Return Index — A free float-adjusted market capitalization index that is designed to measure equity market performance of emerging markets. The MSCI Emerging Markets Price Return Index does not include dividends declared by any of the companies included in this index. International securities carry additional risks, including currency exchange fluctuation and different government regulations, economic conditions and accounting standards.

EURO STOXX 50® Price Return Index — Provides a blue-chip representation of super sector leaders in the Eurozone. The index covers 50 stocks from Eurozone countries. The EURO STOXX 50® Price Return Index does not include dividends declared by any of the companies included in this index. The EURO STOXX 50 is the intellectual property (including registered trademarks) of STOXX Ltd., Zug, Switzerland (STOXX), Deutsche Börse Group or their licensors, which is used under license. The product is neither sponsored, promoted, distributed nor in any other manner supported by STOXX, Deutsche Börse Group, their licensors, research partners or data providers and STOXX, Deutsche Börse Group and their licensors, research partners or data providers do not give any warranty, and exclude any liability (whether in negligence or otherwise) with respect thereto generally or specifically in relation to any errors, omissions or interruptions in the EURO STOXX 50® Price Return Index or its data.

Important information

Variable annuities are sold by prospectus only, which contains more complete information about the policy, including risks, charges, expenses and investment objectives. You should review the prospectus carefully before purchasing a policy. Contact your financial professional for a copy of the current prospectus.

This overview was prepared to support the promotion and marketing of Equitable Financial and Equitable America variable annuities. Equitable Financial and Equitable America, their distributors and their respective representatives do not provide tax, accounting or legal advice. Any tax statements contained herein were not intended or written to be used, and cannot be used, for the purpose of avoiding U.S. federal, state or local tax penalties. Please consult your own independent advisors as to any tax, accounting or legal statements made herein.

All contract and rider guarantees, including optional benefits and any fixed subaccount crediting rates or annuity payout rates, are backed by the claims-paying ability of the issuing life insurance company. They are not backed by the broker/dealer or insurance agency from or through which this annuity is purchased, by the insurance agency from which this annuity is purchased or any affiliates of those entities, and none makes any representations or guarantees regarding the claims-paying ability of the issuing life insurance company. Typically, variable annuities contain certain restrictions and limitations. In addition, early withdrawals may be subject to surrender charges and, if taken prior to age 59½, a 10% federal income tax penalty. Variable annuities are subject to investment risks, including possible loss of principal invested. Annuities contain certain restrictions and limitations. For costs and complete details, contact a financial professional.

Transfers or withdrawals during a Segment: If you transfer or withdraw all of a Segment's value prior to the Segment Maturity Date, you may receive less than the Segment Investment. If you transfer or withdraw a portion of a Segment's value prior to the Segment Maturity Date, the Segment Investment will be reduced by a pro rata amount, which may be greater than the dollar amount of the transfer or withdrawal, and as a result, your Segment Maturity Value may be less than if you had held the investment to maturity.

The Variable Investment Option available in Structured Capital Strategies® Income is subject to market risk, including loss of principal. The investment results of this Variable Investment Option does not depend on the investment performance of a related index. It is not possible to invest directly in an index.

Unlike an index fund, Structured Capital Strategies® Income provides a return at maturity designed to provide a combination of protection against certain decreases in the index and a limitation on participation in certain increases in the index. Structured Capital Strategies® Income does not involve an investment in any underlying portfolio. Instead, it is an obligation of Equitable Financial Life Insurance Company and Equitable Financial Life Insurance Company of America. The Segment Buffer protects you from some downside risk. If the negative return is in excess of the Segment Buffer, there is a risk of substantial loss of principal. If you would like a guarantee of principal, Equitable Financial and Equitable America offer other products that provide such guarantees. The level of risk you bear and your potential investment performance will differ depending on the investments you choose.

Please keep in mind that Equitable Financial and Equitable America, on advance notice to the client, may discontinue, suspend or change Segment offerings and contributions/transfers, or make other changes in contribution and transfer requirements and limitations. A Segment is an investment in a Segment Type, with a specific maturity date. The prospectus contains more information on these limitations and restrictions. Certain features and benefits described herein may not be available in all jurisdictions. In addition, some distributors may eliminate and/or limit the availability of certain features or options, based on annuitant issue age or other criteria. This brochure is not a complete description of the Structured Capital Strategies® Income variable annuity.

When distributed outside of New York state by Equitable Advisors, LLC (member FINRA, SIPC) (Equitable Financial Advisors in MI & TN) through Equitable Advisors Financial Professionals who do not have an office in New York state, Structured Capital Strategies® Income (February 2023 version) is issued by Equitable Financial Life Insurance Company of America (Equitable America), an AZ stock company. When offered by Equitable Advisors Financial Professionals who do have an office in New York state or when distributed by Equitable Distributors, LLC through financial professionals of unaffiliated broker/dealers, Structured Capital Strategies® Income is issued by Equitable Financial Life Insurance Company (Equitable Financial) (NY, NY).

Equitable is the brand name of the retirement and protection subsidiaries of Equitable Holdings, Inc., including Equitable Financial Life Insurance Company (Equitable Financial) (NY, NY); Equitable Financial Life Insurance Company of America (Equitable America), an AZ stock company; and Equitable Distributors, LLC. Equitable Advisors is the brand name of Equitable Advisors, LLC (member FINRA, SIPC) (Equitable Financial Advisors in MI & TN). The obligations of Equitable America and Equitable Financial are backed solely by their own claims-paying abilities.

Idaho contract form #s: 2021SCSBASE-A(ID) and 2021SCSBASE-A(ID)-Z. All other states contract form #s: 2021SCSBASE-A, 2021SCSBASE-B, 2021SCSBASE-A-Z or 2021SCSBASE-B-Z and any state variations.

